


Please rate this document after reviewing at the bottom of this page.

## REMOVAL


1. Turn the ignition switch OFF.
2. Remove the luggage covering (A).




3. Remove the luggage center tray (A).



4. Disconnect the battery negative (-) terminal (A).
5. Disconnect the battery sensor connector (B).



6. Remove the battery sensor by loosening the mounting bolts (C).



## INSTALLATION

1. Install in the reverse order of removal.

### NOTICE

- After reconnecting the negative battery cable, the AMS and ISG functions will not operate for about 4 hours until the system is stabilized.  
When disconnecting the negative (-) battery cable from the battery when repairing a vehicle equipped with ISG function, perform battery sensor recalibration procedure after repairing. (Refer to Battery Sensor Recalibration Procedure.)

### NOTICE

- For a vehicle equipped with a battery sensor, be careful not to damage the battery sensor when replacing or

recharging the battery.

English

- 1) When replacing the battery, always replace with a battery of the same type, capacity and brand. If a battery of a different type is installed, the battery sensor may recognize the battery as abnormal.
- 2) When connecting the ground cable to the negative terminal of battery, tighten the clamp to the specified torque. An excessive tightening torque can damage the PCB internal circuit and the battery terminal.
- 3) When recharging the battery, ground the negative terminal of the booster battery to the vehicle body.

---

## BATTERY SENSOR RECALIBRATION PROCEDURE

---

After reconnecting the negative battery cable, the AMS and ISG functions will not operate for about 4 hours until the system is stabilized. When disconnecting the negative (-) battery cable from the battery when repairing a vehicle equipped with ISG function, perform battery sensor recalibration procedure after repairing. (Refer to Battery Sensor Recalibration Procedure.)

1. Switch "ON" and "OFF" the ignition.
2. Park the vehicle for about 4 hours with the hood and all doors closed.

**\* Thanks for your cooperation for the more quality. Please surely rate this document before closing.**